




Round hole expanded meshes





DL mm	Strand width av/mm	Strand thickness sp/mm	Ø mm (~)	Weight kg/m ²	Maximum width of sheet/coil mm
ST 2,5	0,60	0,30	1,00	1,350	500
	0,60	0,40	1,00	1,800	500
	0,60	0,50	1,00	2,200	500
ST 3	0,70	0,40	1,30	1,650	500
	0,70	0,50	1,30	2,000	500
	0,70	0,60	1,30	2,500	500
ST 4,5	1,10	0,50	1,50	2,150	1000 - 1250
	1,10	0,60	1,50	2,900	1000 - 1250
	1,10	0,80	1,50	3,600	1000

Mesh produced in all materials, in rolls or sheets, standard or personalised thickness and shapes.

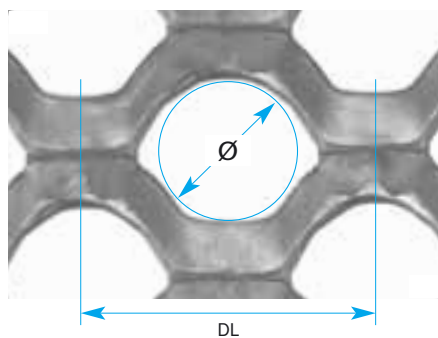
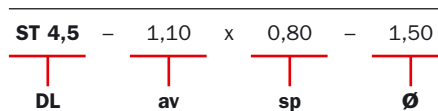
The most popular strand thickness sizes are shown.

The weights given are approximate only, depending on the material chosen and the short way of the mesh.

The Kg per m² figure applies to mild steel or stainless steel material.

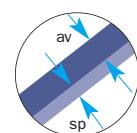
Meshes shown life-size, but please allow for photo tolerances.

Mesh identification






Key

- ST** = DL
- av** = strand width
- sp** = strand thickness
- Ø** = hole diameter



Round hole expanded meshes





Side A

ST 9

Side B

DL mm	Strand width av/mm	Strand thickness sp/mm	Ø mm (~)	Weight kg/m ²	Maximum width of sheet/coil mm
ST 6	1,30	0,60	2,50	2,600	1000 - 1250
	1,30	0,80	2,50	3,100	1000 - 1250
	1,30	1,00	2,50	3,900	1000 - 1250
ST 8	1,50	0,60	3,00	2,300	1000 - 1250 - 1500
	1,50	0,80	3,00	2,900	1000 - 1250 - 1500
	1,50	1,00	3,00	3,500	1000 - 1250 - 1500
ST 9	1,60	0,60	4,00	2,200	1000 - 1250 - 1500
	1,60	0,80	4,00	2,900	1000 - 1250 - 1500
	1,60	1,00	4,00	3,500	1000 - 1250 - 1500

Mesh produced in all materials, in rolls or sheets, standard or personalised thickness and shapes.

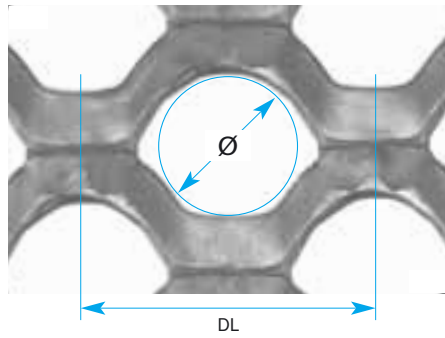
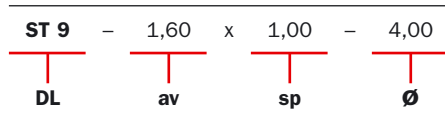
The most popular strand thickness sizes are shown.

The weights given are approximate only, depending on the material chosen and the short way of the mesh.

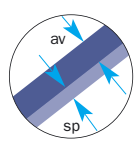
The Kg per m² figure applies to mild steel or stainless steel material.

Meshes shown life-size, but please allow for photo tolerances.





Mesh identification




- Key**
- ST = DL
 - av = strand width
 - sp = strand thickness
 - Ø = hole diameter




Round hole expanded meshes





Side A



ST 12

Side B

DL mm	Strand width av/mm	Strand thickness sp/mm	Ø mm (~)	Weight kg/m ²	Maximum width of sheet/coil mm
ST 10	1,60	0,60	5,00	1,950	1000 - 1250 - 1500
	1,60	0,80	5,00	2,600	1000 - 1250 - 1500
	1,60	1,00	5,00	3,300	1000 - 1250 - 1500
ST 11	1,90	0,80	5,50	2,500	1000 - 1250 - 1500
	1,90	1,00	5,50	3,300	1000 - 1250 - 1500
	1,90	1,50	5,50	5,000	1000 - 1250 - 1500
ST 12	2,30	0,80	6,00	3,000	1000 - 1250 - 1500
	2,30	1,00	6,00	3,700	1000 - 1250 - 1500
	2,30	1,50	6,00	5,300	1000 - 1250 - 1500

Mesh produced in all materials, in rolls or sheets, standard or personalised thickness and shapes.

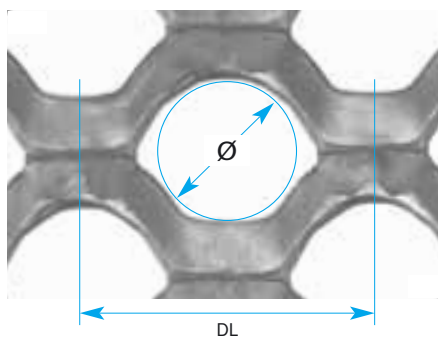
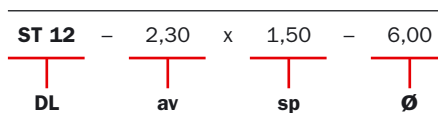
The most popular strand thickness sizes are shown.

The weights given are approximate only, depending on the material chosen and the short way of the mesh.

The Kg per m² figure applies to mild steel or stainless steel material.

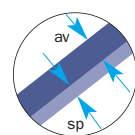
Mesher shown life-size, but please allow for photo tolerances.

Mesh identification








Key

- ST = DL
- av = strand width
- sp = strand thickness
- Ø = hole diameter



Round hole expanded meshes





DL mm	Strand width av/mm	Strand thickness sp/mm	Ø mm (~)	Weight kg/m ²	Maximum width of sheet/coil mm
ST 14	2,70	0,80	7,00	3,100	1000 - 1250 - 1500
	2,70	1,00	7,00	4,000	1000 - 1250 - 1500
	2,70	1,50	7,00	5,900	1000 - 1250 - 1500
ST 16	3,00	1,00	8,00	3,600	1000 - 1250 - 1500
	3,00	1,50	8,00	5,400	1000 - 1250 - 1500
	3,00	2,00	8,00	6,900	1000 - 1250 - 1500
ST 18	3,10	1,00	9,00	3,300	1000 - 1250 - 1500
	3,10	1,50	9,00	5,100	1000 - 1250 - 1500
	3,10	2,00	9,00	6,200	1000 - 1250 - 1500

Mesh produced in all materials, in rolls or sheets, standard or personalised thickness and shapes.

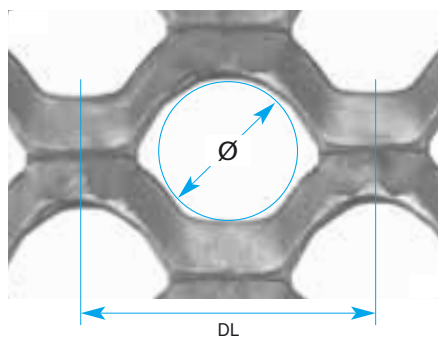
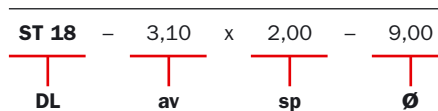
The most popular strand thickness sizes are shown.

The weights given are approximate only, depending on the material chosen and the short way of the mesh.

The Kg per m² figure applies to mild steel or stainless steel material.

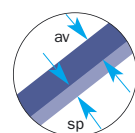
Meshes shown life-size, but please allow for photo tolerances.

Mesh identification








Key

- ST** = DL
- av** = strand width
- sp** = strand thickness
- Ø** = hole diameter




Round hole expanded meshes





Side A



ST 30

Side B

Mesh produced in all materials, in rolls or sheets, standard or personalised thickness and shapes.

The most popular strand thickness sizes are shown.

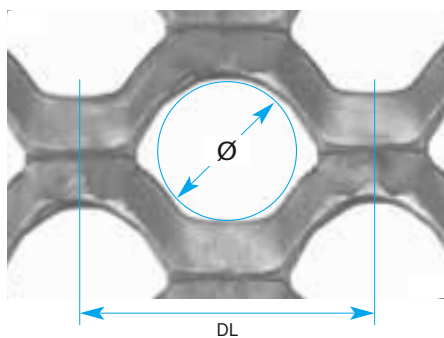
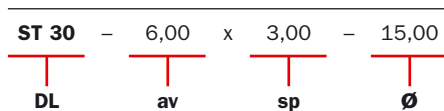
The weights given are approximate only, depending on the material chosen and the short way of the mesh.

The Kg per m² figure applies to mild steel or stainless steel material.

Mesher shown life-size, but please allow for photo tolerances.

DL mm	Strand width av/mm	Strand thickness sp/mm	Ø mm (~)	Weight kg/m ²	Maximum width of sheet/coil mm
ST 20	3,25	1,00	10,00	3,200	1000 - 1250 - 1500
	3,25	1,50	10,00	4,900	1000 - 1250 - 1500
	3,25	2,00	10,00	6,200	1000 - 1250 - 1500
ST 25	4,50	1,50	13,00	5,400	1000 - 1250 - 1500
	4,50	2,00	13,00	6,500	1000 - 1250
	4,50	3,00	13,00	10,500	1000
ST 30	6,00	1,50	15,00	5,400	1000 - 1250 - 1500
	6,00	2,00	15,00	7,300	1000 - 1250
	6,00	3,00	15,00	10,800	1000

Mesh identification



Key

- ST = DL
- av = strand width
- sp = strand thickness
- Ø = hole diameter

